

Easy to use

Air dry the tooth

Follow a series of prompts until the blue indicator lights flash




Place the sensor on the tooth – CarieScan PRO™ detects the tooth and automatically starts the measurement.

An audible tone signals when the measurement is complete

The result is displayed on the LED indicator and on the LCD screen

To take another measurement simply place the sensor onto another dry tooth surface



CarieScan Order Number	Description:	Image:
CP-SYS-10	CarieScan PRO™ System. The system includes: • CarieScan PRO • Lip Hook Cable • Cable Test Adaptor • Power Supply Unit • Charging Cradle • User Manual • 20 Sensors • 20 Sleeves • 2 Collars	
CS-OCC-40	CarieScan PRO™ Sensors (Box of 40) Each sensor pack includes 2 trays of 20 sensors for measurement of occlusal and free surfaces, which are supplied sterile for single use, and 4 lip hooks.	
CP-STH-01	CarieScan PRO™ Sleeve A custom cross-infection barrier designed specifically for the CarieScan PRO™	

The Clinicians Report stated:

“Easiest and fastest to use”

“Performed better than all previous products in rigorous trials”

“It is clear... that the CarieScan PRO is highly reproducible and clearly the best device.”

Prof. Bennett T. Amaechi, BDS, MS, PhD, FADI Associate Professor and Director of Cariology, University of Texas Health Science Center at San Antonio



CARIESCAN

CarieScan Limited, Unit 5, Gateway West, Luna Place, Technology Park, Dundee, DD2 1XZ, UK

For more information contact us on: Tel. +44 (0)1382 560910 or info@cariescan.com

Or visit us at www.cariescan.com or www.facebook.com/cariescan



LT154

The CarieScan PRO The Best Caries Detection in The World

Detect more decay and detect it earlier

Accurate and repeatable results

Simple and easy to use

Scientifically-proven technology

Supports evidence-based care plans



CarieScan PRO™ is **94.8%** accurate at determining both healthy and carious teeth; for minimal false positive or false negative results.

The CarieScan PRO™ is a small, lightweight battery operated device that is simple to use, automatically calibrated and Bluetooth enabled. CarieScan PRO™ offers the earliest possible detection of caries. This unique device provides precise and repeatable data to monitor caries over time, enabling timely preventive treatment and supports evidence based care plans.



LCD DISPLAY
Measurement values displayed
System messages
Tooth surface selected
Bluetooth & battery status

LED INDICATOR
Easy communication of results
Immediate display of results
LED indicator visible on both sides

SENSOR
Sterile, single patient use
High precision measurements
Accurate lesion location identification
Prevents cross-infection



Performance Index



* Combination of sensitivity at D3 and specificity at D1 taken from references:
1. Bader et al; Journal of Dental Education 2001, Vol 65, No 10 p960-968
2. Bader et al; Journal of Am Dent. 2004, 135 p1413-1426

The CarieScan PRO™ is the first dental diagnostic tool to use ACIST (AC Impedance Spectroscopy Technology) to quantify dental caries measuring changes in tooth mineral density. It is simple to use, pain free, automatically calibrated, and Bluetooth™ enabled.

Better technology means better results

The CarieScan PRO™ is the first dental diagnostic device to use ACIST (AC Impedance Spectroscopy) technology to quantify dental caries measuring changes in tooth mineral density. This direct measurement is compared to a classification map of normal densities built up through six years of research. Other methods rely on optical or radiographic means, easily confused by stains or discolorations, or subjecting the patient (and the clinician) to unnecessary and potentially damaging levels of radiation. ACIST is painless and can be safely used on patients of all ages and physical conditions*.

No pain. All gain.

There's no pain, no sensation, no ionizing radiation; simply touch the sensor on your patient's dry tooth. Readings are clear and easily understood by your patients, allowing you to simply explain your treatment plan. CarieScan PRO gives you the technology to build your practice, retain more patients and generate additional revenue.

Positively fewer false positives

Studies show that even the latest digital X-ray systems do not provide adequate diagnostic quality to identify initial carious lesions. The CarieScan PRO™ has a sensitivity (detection of caries) of 95.7% and a specificity (confirmation of health) of 93.4%.

Manage and monitor long term dental health

Modern caries management now involves not waiting until end-stage disease is evident, but seeking to also identify early stage disease which can be controlled in many cases without ever requiring surgical intervention. The value of early caries detection to the patient is then the ability to control the disease process sufficiently to arrest or demineralize lesions.

The CarieScan PRO™ provides consistent, repeatable, reliable data, enabling the clinician to compare readings taken at subsequent patient visits. The comparison data enables the monitoring of the effectiveness of treatment and disease progression or regression. Low cost per patient minimizes your financial outlay, while providing the most accurate data available from a handheld device.

CarieScan PRO™ –
Detect caries with confidence.